



What is General Safety?

A multi-disciplinary approach to:

- Developing and ensuring safe work practices

- Maintaining the health and well-being of employees

- Ensuring compliance with regulatory agencies.

EHS works to promote healthy and safe operations to protect all students, faculty, staff, and visitors.

Hazard awareness helps you recognize potential hazards in your workplace and is the key to preventing injuries and illnesses.

Common Accidents at SLU

Most common accidents for 2023:

1. Needle stick injuries
2. Falls
3. Lacerations
4. Strains

Prevention:

Wear proper PPE and utilize safety equipment

Keep workspaces clean and walkways clear

Lift objects using proper techniques

Common Laboratory Accidents

Laboratory Accident	Injury	Prevention
Spill or Splash	Eye injury, skin irritation, topical burn, inhalation of dangerous fumes, slip/fall, and impact injury.	Keep work area clean, follow procedures, avoid hasty movements, and wear appropriate PPE (e.g., safety glasses and lab coat).
Sharps Exposure	Skin puncture from needle, scalpel, or other sharp object.	Use needle devices with safety features and utilize sharps containers.
Slips, Trips, and Falls	Fracture, head injury, sprain, strain, back injury, and concussion.	Clean up spills immediately, wear slip-resistant shoes, utilize handrails, stay alert when walking, and report identified hazards.


Slips, Trips, Falls

Safety Showers

Safety showers are tested annually by EHS.



The area around safety showers should be free from lab equipment and other obstructions.

Don't be afraid to use it when needed!



Electrical Safety

Lab equipment and other electrical items should be inspected regularly for damaged or frayed cords.



Gel Electrophoresis

https://en.wikipedia.org/wiki/File:Gel_electrophoresis_apparatus.JPG

Fire Safety and Evacuation

Know the locations of nearby fire extinguishers and know how to operate them.

Know your location's emergency evacuation plan and assembly area.

Fire extinguishers are classified by fire type.

First Aid Basics

DPS offers Basic Life Support Classes (CPR/AED/First Aid)

Classes are held on an as needed basis.

For additional information, please contact Officer

Marble at brian.marble@slu.edu.

First aid kits required in laboratories

Lab personnel should be aware of the location of the first aid kit.

Fatigue and Stress Management

Signs and symptoms of workplace fatigue:

- Feeling tired, weary or sleepy

- Difficulty keeping eyes open

- Feeling physically or mentally exhausted

- Difficulty concentrating, impaired focus

- Increased errors in judgement, flawed logic

- Emotional instability or irritability

Prevention:

- Report any fatigue-related events to a manager.

- Check in with co-workers to ensure everyone is coping with work hours and demands.

- Do not work if stressful feelings/fatigue threaten the safety of yourself or others.

- Avoid working alone (late nights and weekends).

Summary

Contact ehs@slu.edu